


Datasheet - NDTGBOFL

Command and signalling devices / Push buttons and pilot lights - "N" Program / NDT - Push button



• Only for Position switch

(Minor differences between the printed image and the original product may exist!)


Ordering details

Product type description	NDTGBOFL
Article number	101184157
EAN Code	
eCl@ss	27-37-12-13

Approval

Approval	USA/CAN BG
----------	---------------

Global Properties

Permanent light	NDT - Push button
Standards	IEC/EN 60947-1, EN 60947-5-1
Compliance with the Directives (Y/N)	Yes
Suitable for safety functions (Y/N)	No
Mounting	mounting flange EFMH
Materials	
- Material of the operators	ABS
- Material of the front ring	ABS, Chromium-plated
Design	Embeddable button - Front plate mounting
Form	Round
Color	
- Colour of the operating element	 yellow

- Colour of the bellows	<input type="checkbox"/> White
- Colour of the front ring	<input checked="" type="checkbox"/> Silver
Weight	25
Manner of using	
Can be illuminated (Y/N)	No

Mechanical data

Actuating stroke	5
Latching (Y/N)	No
Unlocking type	without
Probing possible (Y/N)	Yes
mounting flange available (Y/N)	No
Front plate thickness	
- min. front plate thickness	1.5
- max. front plate thickness	6
Tightening torque for fixing screws	0,6

Ambient conditions

Ambient temperature	
- Min. environmental temperature	-25
- Max. environmental temperature	+80
Storage and transport temperature	
- Min. Storage and transport temperature	-
- Max. Storage and transport temperature	-
Fully insulated (Y/N)	Yes
Sealing type	membrane, lip seal
Protection type IP	IP67, IP69K

LED switching conditions display

With integrated LED (Y/N)	No
---------------------------	----

Dimensions

Dimensions	
- Height	11 mm
- diameters for the actuating heads	Ø 44.5
- Hole, diameter	22.3 + 0,4
Spacing	50 x 50

Documents

Operating instructions and Declaration of conformity (it) 1 MB, 13.06.2019
Code: mrl_programme-e-n-r_it

Operating instructions and Declaration of conformity (en) 1 MB, 06.11.2018
Code: mrl_programme-e-n-r_en

Operating instructions and Declaration of conformity (pl) 1 MB, 13.06.2019
Code: mrl_programme-e-n-r_pl

Operating instructions and Declaration of conformity (jp) 2 MB, 28.06.2017

Code: mrl_programme-e-n-r_jp

Operating instructions and Declaration of conformity (pt) 1 MB, 21.12.2018

Code: mrl_programme-e-n-r_pt

Operating instructions and Declaration of conformity (de) 1 MB, 06.11.2018

Code: mrl_programme-e-n-r_de

Operating instructions and Declaration of conformity (es) 1 MB, 05.12.2018

Code: mrl_programme-e-n-r_es

Operating instructions and Declaration of conformity (nl) 1 MB, 05.12.2018

Code: mrl_programme-e-n-r_nl

Operating instructions and Declaration of conformity (fr) 1 MB, 05.12.2018

Code: mrl_programme-e-n-r_fr

Operating instructions and Declaration of conformity (cn) 2 MB, 21.06.2017

Code: mrl_programme-e-n-r_cn

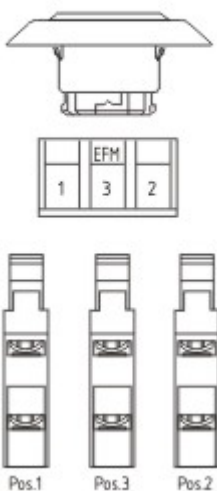
IPA Data (en) 248 kB, 09.11.2012

Code: i_jpap02

IPA Data (de) 255 kB, 05.09.2014

Code: i_jpap01

Images



Application

System components

Product

EFMH/SEK - mounting flange for Position switch

- mounting flange with Position switch
- 30 mm x 42 mm x 92 mm
- Thermoplastic enclosure



Accessories



101171324 - EFMH



NSK - Protective collar against unintentional contact

- for pushbuttons and illuminated pushbuttons

contact element



contact element EF - (N)

- Flat plug-in connector
- Mounting flange position 2
- 21-22 (Contact labelling)

K.A. Schmersal GmbH & Co. KG, Möddinghofe 30, D-42279 Wuppertal

The data and values have been checked thoroughly. Technical modifications and errors excepted.

Generiert am 15.11.2019 - 08:51:24h Kasbase 3.3.0.F.64I