

Datasheet - RSST32S1

Command and signalling devices / Push buttons and pilot lights - "R" Program / RSS/RST -
Key-Selector switch



(Minor differences between the printed image and the original product may exist!)

Ordering details

Product type description	RSST32S1
Article number	101195379
EAN Code	
eCl@ss	27-37-12-13

Approval

Approval



Global Properties

Permanent light	RSS - Schlüssel Wahlschalter / Wahltaster
Standards	IEC/EN 60947-1, EN 60947-5-1
Compliance with the Directives (Y/N)	No
Suitable for safety functions (Y/N)	No
Mounting	mounting flange
Mounting position	arbitrarily
Materials	
- Material of the front ring	Aluminium
- Material of the cylinder lock	Steel
Design	Key - Selector switch - Front plate mounting
Form	

Color	
- Colour of the front ring	Silver
- Colour of the cylinder lock	Silver
Weight	125
Can be illuminated (Y/N)	No
Closure	EKM30

Mechanical data

Mechanical life	300.000 operations
Number of switch positions	3
Latching (Y/N)	Yes
Unlocking type	Rotating unlatcher
Probing possible (Y/N)	Yes
Touch position	right
Latching position	left
switching angle	right 35 / left 55
Number of plunger	2
Key withdrawal position	Position I
Front plate thickness	
- min. front plate thickness	1
- max. front plate thickness	6
Tightening torque for fixing screws	2

Ambient conditions

Ambient temperature	
- Min. environmental temperature	0
- Max. environmental temperature	+75
Storage and transport temperature	
- Min. Storage and transport temperature	-
- Max. Storage and transport temperature	-
Fully insulated (Y/N)	Yes
Sealing type	membrane, lip seal, Form seals
Protection type IP	IP65

LED switching conditions display

With integrated LED (Y/N)	No
---------------------------	----

Dimensions

Dimensions	
Height with key	58
- Diameter total	39.5
Diameter of the front ring	39.5
diameters for the cylinder lock	22
Hole, diameter	22.3 + 0,4
Spacing	50 x 60

notice

notice	Special closure on request
--------	----------------------------

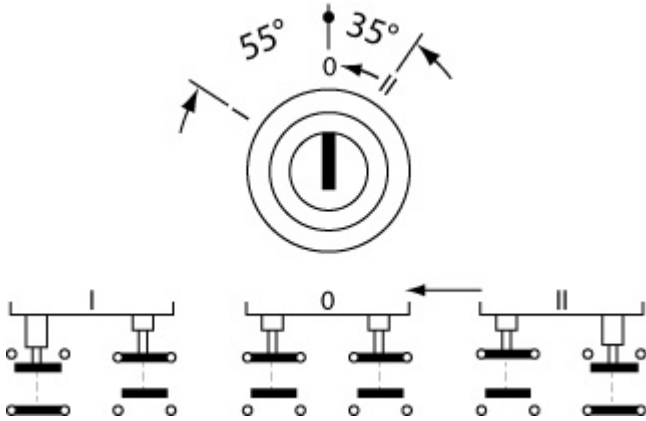
Included in delivery

2 Key






Mounting flange RLM (1188815) is included in delivery

Fastening flange (RLM) consisting of: mounting flange and contact carrier with contact fuses and 2 plunger segments

Diagram



Note Diagram

-  positive break NC contact
-  active
-  no active
-  Normally-open contact
-  Normally-closed contact

Documents

Operating instructions and Declaration of conformity (it) 1 MB, 13.06.2019

Code: mrl_programme-e-n-r_it

Operating instructions and Declaration of conformity (en) 1 MB, 06.11.2018

Code: mrl_programme-e-n-r_en

Operating instructions and Declaration of conformity (pl) 1 MB, 13.06.2019

Code: mrl_programme-e-n-r_pl

Operating instructions and Declaration of conformity (jp) 2 MB, 28.06.2017

Code: mrl_programme-e-n-r_jp

Operating instructions and Declaration of conformity (pt) 1 MB, 21.12.2018

Code: mrl_programme-e-n-r_pt

Operating instructions and Declaration of conformity (de) 1 MB, 06.11.2018

Code: mrl_programme-e-n-r_de

Operating instructions and Declaration of conformity (es) 1 MB, 05.12.2018

Code: mrl_programme-e-n-r_es

Operating instructions and Declaration of conformity (nl) 1 MB, 05.12.2018

Code: mrl_programme-e-n-r_nl

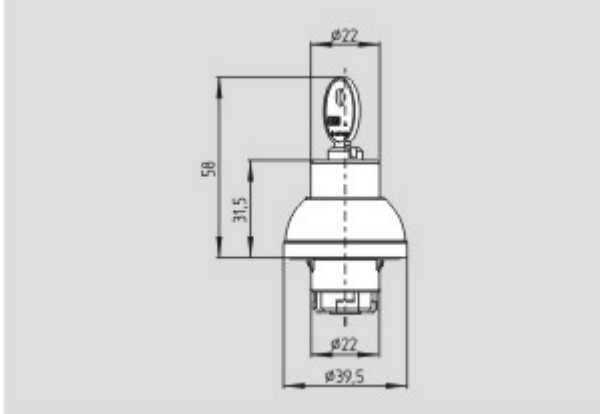
Operating instructions and Declaration of conformity (fr) 1 MB, 05.12.2018

Code: mrl_programme-e-n-r_fr

Operating instructions and Declaration of conformity (cn) 2 MB, 21.06.2017

Code: mrl_programme-e-n-r_cn

Images



Dimensional drawing (basic component)

System components

contact element



contact element RF

- Screw connection
- 1-2 (Contact labelling)

spare part



101188815 - RLM

K.A. Schmersal GmbH & Co. KG, Möddinghofe 30, D-42279 Wuppertal

The data and values have been checked thoroughly. Technical modifications and errors excepted.

Generiert am 14.11.2019 - 10:08:15h Kasbase 3.3.0.F.64I