

Datasheet - AZ 16-02ZVRK

Safety switch with separate actuator / AZ 16



Preferred typ



(Minor differences between the printed image and the original product may exist!)


- Thermoplastic enclosure
- Double-insulated \square
- Large wiring compartment
- 52 mm x 90 mm x 30 mm
- Multiple coding
- Long life
- High level of contact reliability with low voltages and currents
- Insensitive to soiling
- Slotted holes for adjustment, circular holes for location
- 3 cable entries M 16 x 1.5

Ordering details

Product type description	AZ 16-02ZVRK
Article number	101147145
EAN Code	4030661141671
eCl@ss	27-27-26-02

Approval


Approval



Classification

Standards	EN ISO 13849-1
B10d Normally-closed contact (NC)	2.000.000
Mission time notice	20 Years
	$MTTF_d = \frac{B_{10d}}{0,1 \times n_{op}}$
	$n_{op} = \frac{d_{op} \times h_{op} \times 3600 \text{ s/h}}{t_{cycle}}$

Global Properties

Permanent light	AZ 16
Standards	EN 60947-5-1, BG-GS-ET-15
Compliance with the Directives (Y/N) 	Yes
Materials	
- Material of the housings	Plastic, glass-fibre reinforced thermoplastic, self-extinguishing
- Material of the contacts	Silver
Housing coating	None
Weight	115

Mechanical data

Design of electrical connection	Screw connection
Cable section	
- Min. Cable section	0,75
- Max. Cable section	2.5
Mechanical life	> 1.000.000 operations
notice	All indications about the cable section are including the conductor ferrules.
higher Latching force (Y/N)	Yes
Latching force	30
With ejection force (Y/N)	No
Positive break force	20
positive break travel	8 mm
Actuating speed	2 m/s max.

Ambient conditions

Ambient temperature	
- Min. environmental temperature	-30 °C
- Max. environmental temperature	+80 °C
Protection class	IP67 to IEC/EN 60529

Electrical data

Design of control element	Opener (NC)
Switching principle	Snap action with self-cleaning contact
Number of auxiliary contacts	0
Number of safety contacts	2
Rated impulse withstand voltage U_{imp}	4 kV
Rated insulation voltage U_i	500 V
Thermal test current I_{the}	10 A
Utilisation category	AC-15: 230 V / 4 A, DC-13: 24 V / 4 A
Max. fuse rating	6 A gG D-fuse

ATEX

Explosion protection categories for gases	None
Explosion protected category for dusts	None

Dimensions

Dimensions of the sensor	
- Width of sensor	52 mm
- Height of sensor	90 mm

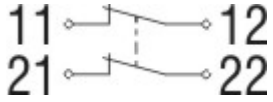
- Length of sensor

30 mm






Included in delivery

Actuators must be ordered separately.

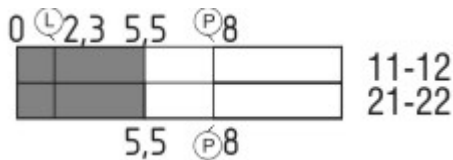
Diagram








Note Diagram

-  positive break NC contact
-  active
-  no active
-  Normally-open contact
-  Normally-closed contact

Switch travel diagram



Notes Switch travel diagram

-  Contact closed
 -  Contact open
 -  Setting range
 -  Break point
 -  Positive opening sequence/- angle
- VS** adjustable range of NO contact
VÖ adjustable range of NC contact
N after travel

Ordering suffix

The applicable ordering suffix is added at the end of the part number of the safety switch.

Order example: AZ 16-02ZVRK-**2254**

...-**2254** Latching force 5 N

...-**M20** cable entries M20

Ordering code

AZ 16-(1)ZV(2)K-(3)-(4)-(5)

- (1) without 1 Normally open contact (NO) / 1 Opener (NC)
- 02 2 Opener (NC)
- 03 3 Opener (NC)

12	Normally open contact (NO) 1 / Opener (NC) 2
(2)	
without	Ejection force
R	Latching force 30 N
(3)	
G24	with LED (<i>only available for version with one NO and one NC contact.</i>)
(4)	
without	Cable entry M16
M20	Cable entry M20
ST	Connector M12, 4-pole, bottom
STL	Connector M12, 4-pole, left
STR	Connector M12, 4-pole, right
(5)	
2254	Latching force 5 N
1762	Front mounting
1637	gold-plated contacts

Documents

Operating instructions and Declaration of conformity (br) 290 kB, 18.12.2018

Code: ACE_mrl_az15-16_br

Operating instructions and Declaration of conformity (pt) 433 kB, 25.05.2010

Code: mrl_az15-16_pt

Operating instructions and Declaration of conformity (pt) 287 kB, 08.07.2016

Code: mrl_az15-16_pt

Operating instructions and Declaration of conformity (de) 267 kB, 04.03.2016

Code: mrl_az15-16_de

Operating instructions and Declaration of conformity (fr) 284 kB, 27.04.2016

Code: mrl_az15-16_fr

Operating instructions and Declaration of conformity (jp) 564 kB, 23.08.2016

Code: mrl_az15-16_jp

Operating instructions and Declaration of conformity (cs) 400 kB, 11.10.2011

Code: mrl_az15-16_cs

Operating instructions and Declaration of conformity (es) 281 kB, 09.03.2016

Code: mrl_az15-16_es

Operating instructions and Declaration of conformity (pl) 348 kB, 15.03.2019

Code: mrl_az15-16_pl

Operating instructions and Declaration of conformity (sv) 275 kB, 17.06.2015

Code: mrl_az15-16_sv

Operating instructions and Declaration of conformity (da) 398 kB, 17.11.2011

Code: mrl_az15-16_da

Operating instructions and Declaration of conformity (en) 283 kB, 04.03.2016

Code: mrl_az15-16_en

Operating instructions and Declaration of conformity (nl) 314 kB, 02.07.2018

Code: mrl_az15-16_nl

Operating instructions and Declaration of conformity (fi) 256 kB, 02.07.2015

Code: mrl_az15-16_fi

Operating instructions and Declaration of conformity (it) 275 kB, 15.04.2016

Code: mrl_az15-16_it

Operating instructions (it) 150 kB, 21.06.2019

Code: mrl_ms_az15-16_it

Operating instructions (en) 141 kB, 16.05.2018

Code: mrl_ms_az15-16_en

Operating instructions (de) 140 kB, 16.05.2018

Code: mrl_ms_az15-16_de

Operating instructions (es) 137 kB, 05.06.2018

Code: mrl_ms_az15-16_es

Operating instructions (pl) 178 kB, 13.08.2018

Code: mrl_ms_az15-16_pl

Operating instructions (fr) 137 kB, 05.06.2018

Code: mrl_ms_az15-16_fr

Operating instructions (nl) 141 kB, 23.07.2018

Code: mrl_ms_az15-16_nl

Operating instructions (pt) 142 kB, 08.08.2018

Code: mrl_ms_az15-16_pt

BG-test certificate (en) 135 kB, 18.11.2014

Code: z_z15p02

BG-test certificate (de) 138 kB, 18.11.2014

Code: z_z15p01

CCC certification (cn) 3 MB, 18.10.2017

Code: q_175p03

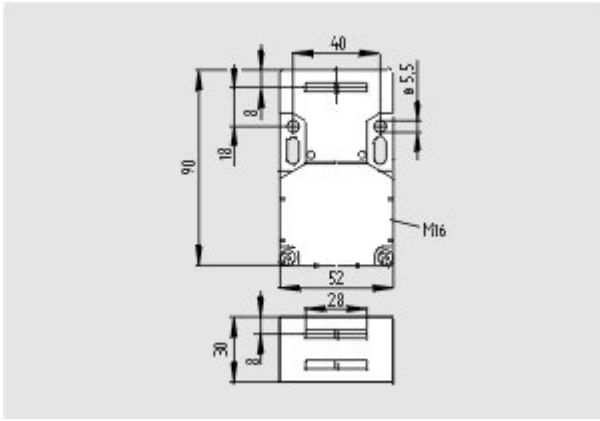
CCC certification (en) 3 MB, 29.08.2017

Code: q_175p02

EAC certification (ru) 844 kB, 05.10.2015

Code: q_6037p17_ru

Images



Dimensional drawing (basic component)

System components

Actuator

101083036 - AZ 15/16-B1



101092711 - AZ 15/16-B1-1747

- For play-free interlocking of light guards
- Suitable for retrofitting



101093553 - AZ 15/16-B1-1747

- For play-free interlocking of light guards
- The magnetic latch can be easily fitted in any actuating plane
- Suitable for retrofitting



101108276 - AZ 15/16-B1-2024



101108278 - AZ 15/16-B1-2024 WITH SLOT SEALING PLUG

- For protection against the ingress of course dirt



