


# KDR-ESR gland plates with slide frames

for Rittal TS 8, Rittal VX25 & Hoffman PROLINE G2 enclosures / IP54



The KDR-ESR is a one-piece plate to be assembled on enclosure bases. Slide frames for the KEL-U cable entry frames are already pre-assembled. On some gland plate types KEL-JUMBO cable entry frames can be mounted as well.

After installing all cables into the KEL-U frames, they are easily and quickly inserted into the slide frames and fixed. During maintenance, the KEL-U frames are removed without tools from the slide frames. Due to the combination KDR-ESR and KEL-U cable entry frames, a rating of IP54 is achieved (with correct selection of cable grommets). Slide frames which are no longer required, are closed with BPK-SNAP blank plates.

**NEW:** The extremely narrow (75 mm) gland plate KDRS-ESR-VX25 is assembled on enclosure base plates. This enables straight cable routing into the cable duct, without bending the cables. Thus, the cable duct can be set lower allowing more space for other components in the cabinet.

IP54

Made in Germany

REACH COMPLIANCE

RoHS compliant

HL3 EN 45545-2

## Specifications

<b>IP rating (certified acc. to EN 60529)</b>	IP54
<b>Material</b>	Base plate: Steel, zinc plated ESR frame: Polyamide
<b>Flame class</b>	UL94-V0, self-extinguishing
<b>Operating temperature</b>	-40 C° to 90 C°
<b>Properties</b>	silicone free, halogen free
<b>Mounting options</b>	Screw type mounting

## Advantages & benefits

- Easy assembly and removal
- During assembly, almost the complete base of the enclosure can be used for installation of cables
- Even large connectors can be installed easily
- Subsequent assembly possible
- No additional sheet metal work required

## Product types & sizes

KDR-ESR-VX25-600-44500



Part No.	44500
EAN	4251269319754
PU	1
Length	488 mm
Width	100 mm
Height	43 mm


Total length gland plate	488 mm
For enclosure width	600 mm
Sight size of base opening	452 mm


KDR-ESR-VX25-600-44501





Part No.	44501
EAN	4251269319761
PU	1
Length	488 mm
Width	120 mm
Height	57 mm


Total length gland plate	488 mm
For enclosure width	600 mm
Sight size of base opening	452 mm


	KDR-ESR-VX25-600-44502	Part No.	<b>44502</b>	Total length gland plate	<b>488 mm</b>
		EAN	<b>4251269319778</b>	For enclosure width	<b>600 mm</b>
		PU	<b>1</b>	Sight size of base opening	<b>452 mm</b>
		Length	<b>488 mm</b>		
		Width	<b>120 mm</b>		
		Height	<b>57 mm</b>		


	KDR-ESR-VX25-600-44512	Part No.	<b>44512</b>	Total length gland plate	<b>488 mm</b>
		EAN	<b>4251269321108</b>	For enclosure width	<b>600 mm</b>
		PU	<b>1</b>	Sight size of base opening	<b>452 mm</b>
		Length	<b>488 mm</b>		
		Width	<b>75 mm</b>		
		Height	<b>44 mm</b>		

	KDR-ESR-VX25-800-44503	Part No.	<b>44503</b>	Total length gland plate	<b>688 mm</b>
		EAN	<b>4251269319785</b>	For enclosure width	<b>800 mm</b>
		PU	<b>1</b>	Sight size of base opening	<b>652 mm</b>
		Length	<b>688 mm</b>		
		Width	<b>100 mm</b>		
		Height	<b>43 mm</b>		

	KDR-ESR-VX25-800-44504	Part No.	<b>44504</b>	Total length gland plate	<b>688 mm</b>
		EAN	<b>4251269319792</b>	For enclosure width	<b>800 mm</b>
		PU	<b>1</b>	Sight size of base opening	<b>652 mm</b>
		Length	<b>688 mm</b>		
		Width	<b>120 mm</b>		
		Height	<b>57 mm</b>		

	KDR-ESR-VX25-800-44505	Part No.	<b>44505</b>	Total length gland plate	<b>688 mm</b>
		EAN	<b>4251269319808</b>	For enclosure width	<b>800 mm</b>
		PU	<b>1</b>	Sight size of base opening	<b>652 mm</b>
		Length	<b>688 mm</b>		
		Width	<b>120 mm</b>		
		Height	<b>57 mm</b>		

	KDR-ESR-VX25-800-44513	Part No.	<b>44513</b>	Total length gland plate	<b>688 mm</b>
		EAN	<b>4251269321115</b>	For enclosure width	<b>800 mm</b>
		PU	<b>1</b>	Sight size of base opening	<b>652 mm</b>
		Length	<b>688 mm</b>		
		Width	<b>75 mm</b>		
		Height	<b>43 mm</b>		

	KDR-ESR-VX25-1000-44506	Part No.	<b>44506</b>	Total length gland plate	<b>438 mm</b>
		EAN	<b>4251269319815</b>	For enclosure width	<b>1,000 mm</b>
		PU	<b>1</b>	Sight size of base opening	<b>402 mm</b>
		Length	<b>438 mm</b>	Division bar	<b>mit Mittelstrebe</b>
		Width	<b>100 mm</b>		
		Height	<b>43 mm</b>		

KDR-ESR-VX25-1000-44507



Part No. **44507**  
EAN **4251269319822**  
PU **1**  
Length **438 mm**  
Width **120 mm**  
Height **57 mm**

Total length gland plate **438 mm**  
For enclosure width **1,000 mm**  
Sight size of base opening **402 mm**  
Division bar **mit Mittelstrebe**

KDR-ESR-VX25-1000-44508



Part No. **44508**  
EAN **4251269319839**  
PU **1**  
Length **438 mm**  
Width **120 mm**  
Height **57 mm**

Total length gland plate **438 mm**  
For enclosure width **1,000 mm**  
Sight size of base opening **402 mm**  
Division bar **mit Mittelstrebe**

KDR-ESR-VX25-1000-44514



Part No. **44514**  
EAN **4251269321122**  
PU **1**  
Length **438 mm**  
Width **75 mm**  
Height **44 mm**

Total length gland plate **438 mm**  
For enclosure width **1,000 mm**  
Sight size of base opening **402 mm**

KDR-ESR-VX25-1200-44509



Part No. **44509**  
EAN **4251269319846**  
PU **1**  
Length **538 mm**  
Width **100 mm**  
Height **43 mm**

Total length gland plate **538 mm**  
For enclosure width **1,200 mm**  
Sight size of base opening **502 mm**

v



Part No. **44510**  
EAN **4251269319853**  
PU **1**  
Length **538 mm**  
Width **120 mm**  
Height **57 mm**

Total length gland plate **538 mm**  
For enclosure width **1,200 mm**  
Sight size of base opening **502 mm**

KDR-ESR-VX25-1200-44511



Part No. **44511**  
EAN **4251269319860**  
PU **1**  
Length **538 mm**  
Width **120 mm**  
Height **57 mm**

Total length gland plate **538 mm**  
For enclosure width **1,200 mm**  
Sight size of base opening **502 mm**

KDR-ESR-VX25-1200-44515



Part No. **44515**  
EAN **4251269321139**  
PU **1**  
Length **538 mm**  
Width **75 mm**  
Height **44 mm**

Total length gland plate **538 mm**  
For enclosure width **1,200 mm**  
Sight size of base opening **502 mm**

KDR-ESR-TS8-600-43070



Part No. **43070**  
EAN **4251269309519**  
PU **1**  
Length **458 mm**  
Width **150 mm**  
Height **57 mm**

Total length gland plate **458 mm**  
For enclosure width **600 mm**  
Sight size of base opening **435 mm**

KDR-ESR-TS8-600-43071



Part No. **43071**  
EAN **4251269309526**  
PU **1**  
Length **458 mm**  
Width **150 mm**  
Height **57 mm**

Total length gland plate **458 mm**  
For enclosure width **600 mm**  
Sight size of base opening **435 mm**

KDR-ESR-TS8-600-43079



Part No. **43079**  
EAN **4251269309601**  
PU **1**  
Length **458 mm**  
Width **100 mm**  
Height **44 mm**

Total length gland plate **458 mm**  
For enclosure width **600 mm**  
Sight size of base opening **435 mm**

KDR-ESR-TS8-800-43072



Part No. **43072**  
EAN **4251269309533**  
PU **1**  
Length **658 mm**  
Width **150 mm**  
Height **57 mm**

Total length gland plate **658 mm**  
For enclosure width **800 mm**  
Sight size of base opening **635 mm**

KDR-ESR-TS8-800-43073



Part No. **43073**  
EAN **4251269309540**  
PU **1**  
Length **658 mm**  
Width **150 mm**  
Height **57 mm**

Total length gland plate **658 mm**  
For enclosure width **800 mm**  
Sight size of base opening **635 mm**

KDR-ESR-TS8-800-43080



Part No. **43080**  
EAN **4251269309618**  
PU **1**  
Length **658 mm**  
Width **100 mm**  
Height **44 mm**

Total length gland plate **658 mm**  
For enclosure width **800 mm**  
Sight size of base opening **635 mm**

KDR-ESR-TS8-1000-43074



Part No. **43074**  
EAN **4251269309557**  
PU **1**  
Length **858 mm**  
Width **150 mm**  
Height **57 mm**

Total length gland plate **858 mm**  
For enclosure width **1,000 mm**  
Sight size of base opening **835 mm**  
Division bar **ohne Mittelstrebe**

KDR-ESR-TS8-1000-43075



Part No. **43075**  
EAN **4251269309564**  
PU **1**  
Length **858 mm**  
Width **150 mm**  
Height **57 mm**

Total length gland plate **858 mm**  
For enclosure width **1,000 mm**  
Sight size of base opening **835 mm**  
Division bar **ohne Mittelstrebe**

KDR-ESR-TS8-1000-43076



Part No. **43076**  
EAN **4251269309571**  
PU **1**  
Length **420 mm**  
Width **150 mm**  
Height **57 mm**

Total length gland plate **420 mm**  
For enclosure width **1,000 mm**  
Sight size of base opening **398 mm**  
Division bar **mit Mittelstrebe**

KDR-ESR-TS8-1000-43077



Part No. **43077**  
EAN **4251269309588**  
PU **1**  
Length **420 mm**  
Width **150 mm**  
Height **57 mm**

Total length gland plate **420 mm**  
For enclosure width **1,000 mm**  
Sight size of base opening **398 mm**  
Division bar **mit Mittelstrebe**

KDR-ESR-TS8-1000-43081



Part No. **43081**  
EAN **4251269309625**  
PU **1**  
Length **858 mm**  
Width **100 mm**  
Height **44 mm**

Total length gland plate **858 mm**  
For enclosure width **1,000 mm**  
Sight size of base opening **835 mm**  
Division bar **ohne Mittelstrebe**

KDR-ESR-TS8-1000-43082



Part No. **43082**  
EAN **4251269309632**  
PU **1**  
Length **420 mm**  
Width **100 mm**  
Height **44 mm**

Total length gland plate **420 mm**  
For enclosure width **1,000 mm**  
Sight size of base opening **398 mm**  
Division bar **mit Mittelstrebe**

KDR-ESR-TS8-1200-43078



Part No. **43078**  
EAN **4251269309595**  
PU **1**  
Length **518 mm**  
Width **150 mm**  
Height **57 mm**

Total length gland plate **518 mm**  
For enclosure width **1,200 mm**  
Sight size of base opening **495 mm**

KDR-ESR-TS8-1200-43083



Part No. **43083**  
EAN **4251269309649**  
PU **1**  
Length **518 mm**  
Width **100 mm**  
Height **44 mm**

Total length gland plate **518 mm**  
For enclosure width **1,200 mm**  
Sight size of base opening **495 mm**

KDR-ESR-TS8-1200-43084



Part No. **43084**  
EAN **4251269309656**  
PU **1**  
Length **518 mm**  
Width **150 mm**  
Height **57 mm**

Total length gland plate **518 mm**  
For enclosure width **1,200 mm**  
Sight size of base opening **495 mm**

KDR-ESR-HG2-600-43250



Part No. **43250**  
EAN **4251269317033**  
PU **1**  
Length **432 mm**  
Width **131.5 mm**  
Height **62.3 mm**

Total length gland plate **432 mm**  
For enclosure width **600 mm**  
Sight size of base opening **368 mm**

KDR-ESR-HG2-600-43251



Part No. **43251**  
EAN **4251269317040**  
PU **1**  
Length **432 mm**  
Width **81 mm**  
Height **52.8 mm**

Total length gland plate **432 mm**  
For enclosure width **600 mm**  
Sight size of base opening **368 mm**

KDR-ESR-HG2-800-43252



Part No. **43252**  
EAN **4251269317057**  
PU **1**  
Length **632 mm**  
Width **131.5 mm**  
Height **45 mm**

Total length gland plate **632 mm**  
For enclosure width **800 mm**  
Sight size of base opening **568 mm**

KDR-ESR-HG2-800-43253



Part No. **43253**  
EAN **4251269317064**  
PU **1**  
Length **632 mm**  
Width **81 mm**  
Height **52.8 mm**

Total length gland plate **632 mm**  
For enclosure width **800 mm**  
Sight size of base opening **568 mm**

KDR-ESR-HG2-1000-43254



Part No. **43254**  
EAN **4251269317071**  
PU **1**  
Length **832 mm**  
Width **131.5 mm**  
Height **41.3 mm**

Total length gland plate **832 mm**  
For enclosure width **1,000 mm**  
Sight size of base opening **768 mm**

KDR-ESR-HG2-1000-43255



Part No. **43255**  
EAN **4251269317088**  
PU **1**  
Length **832 mm**  
Width **81 mm**  
Height **52.8 mm**

Total length gland plate **832 mm**  
For enclosure width **1,000 mm**  
Sight size of base opening **768 mm**

